

Signify Classified - Internal  
Cooper Lighting Solutions Photometric Lab  
1121 Highway 74 South  
Peachtree City, GA 30269



Scaled data based on original data using  
LM-79-08 Approved Method: Electrical and Photometric Measurements of Solid-  
State Lighting Products

Test Report Prepared for  
Cooper Lighting Solutions  
(formerly Eaton)

Brand: McGRAW-EDISON

Report Number: P834058

Luminaire Tested: **TTN-D3-830-U-WQ-UPL1**

Issue Date: 5/15/2024

**Test Information**

Test Method: LM-79-08  
Report Number: P834058  
REPORT IS FROM IESNA LM-79-08 TEST DATA - UPLIGHT (G3-2308-121-4) AND  
Test Lab: INNOVATION CENTER  
Issue Date: 5/15/2024  
Manufacturer: COOPER LIGHTING SOLUTIONS (FORMERLY EATON)  
Product Line: MCGRAW-EDISON  
Catalog Number: TTN-D3-830-U-WQ-UPL1  
Description: TOPTIER NANO LED PARKING GARAGE LUMINAIRE WITH UPLIGHT  
3000K, 80 CRI LEDS AND WIDE DISTRIBUTION  
Light Source: -  
Ballast/Driver: -

**Summary**

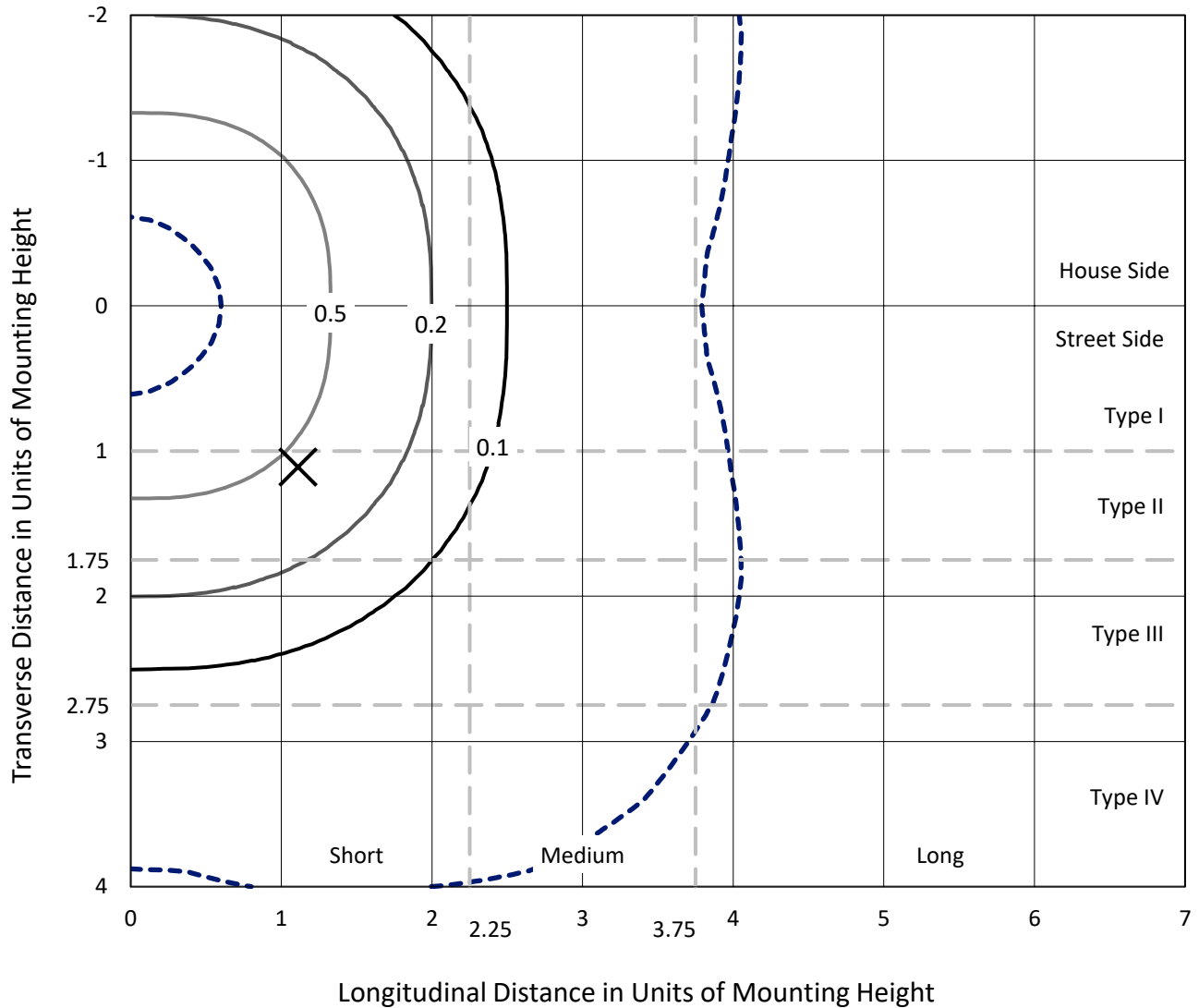
Lumens per Lamp: N/A  
Luminaire Lumens: 6598.9 lumens  
Efficiency: N/A  
Efficacy: 106.8 lumens/watt  
Luminous Opening: Vertical Cylinder (Dia: 0.71' x H: 0.1')  
IES Classification: Type V - Short  
BUG Rating: B3 - U3 - G2  
  
Input Watts (W): 61.8  
Input Voltage (V): NR  
Input Current (Ain): NR  
Voltage Rise (V): NR  
Power Factor: NR  
Total Harmonic Distortion (THDi): NR  
Frequency (hertz): 60  
Stabilization Time: NR  
Operation Time: NR  
Ambient Temperature (°C): NR  
Test Distance: 24 FT



REPORT NUMBER: P834058  
 CATALOG NUMBER: TTN-D3-830-U-WQ-UPL1

### Iso-Footcandle Lines of Horizontal Illumination

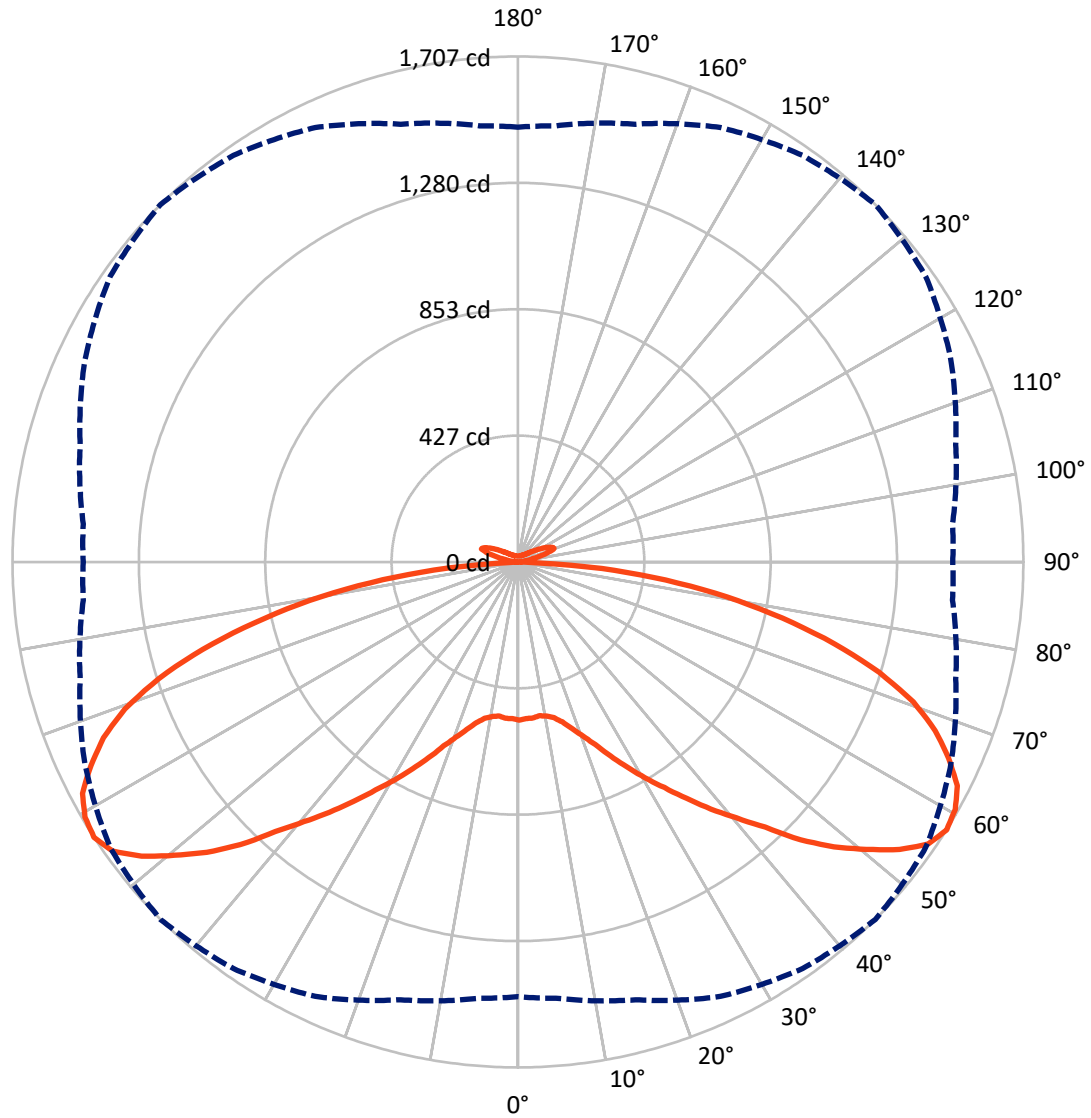
✕ Max cd  
 - - - 1/2 Max cd



Based on 25 foot mounting height. Maximum calculated value = 0.9 fc  
 Type V - Short - N/A

REPORT NUMBER: P834058  
CATALOG NUMBER: TTN-D3-830-U-WQ-UPL1

### Luminous Intensity Polar Plot



— Vertical Plane Through 45-Deg Lateral    - - - Horizontal Cone Through 57.5-Deg Vertical

REPORT NUMBER: P834058

CATALOG NUMBER: TTN-D3-830-U-WQ-UPL1

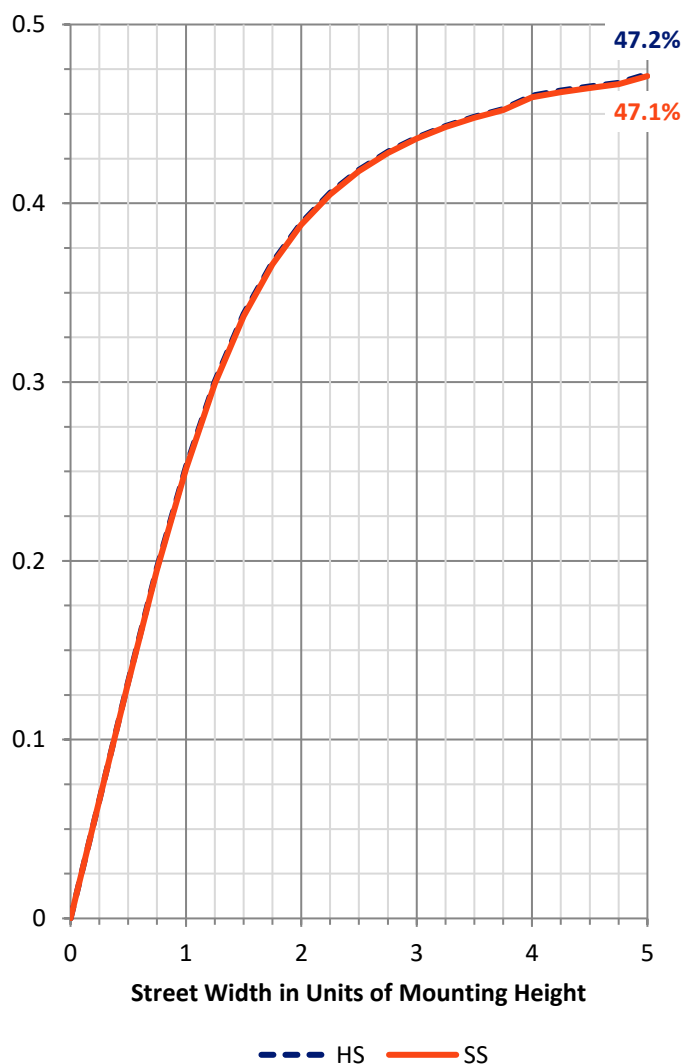
**FLUX DISTRIBUTION:**

		Downward	Upward	Total
<b>House Side</b>	Lumens	3151.7	147.7	3299.4
	% Fixture	47.8	2.2	50.0
<b>Street Side</b>	Lumens	3151.7	147.7	3299.4
	% Fixture	47.8	2.2	50.0
<b>Total</b>	Lumens	6303.4	295.5	6598.9
	% Fixture	95.5	4.5	100.0

**ZONAL LUMENS:**

Zone	Lumens	% Fixture
0°-10°	50.2	0.8
10°-20°	160.3	2.4
20°-30°	336.2	5.1
30°-40°	610.0	9.2
40°-50°	994.4	15.1
50°-60°	1391.9	21.1
60°-70°	1453.1	22.0
70°-80°	1038.2	15.7
80°-90°	269.0	4.1
90°-100°	6.6	0.1
100°-110°	67.0	1.0
110°-120°	98.0	1.5
120°-130°	56.9	0.9
130°-140°	30.1	0.5
140°-150°	17.9	0.3
150°-160°	11.0	0.2
160°-170°	6.0	0.1
170°-180°	2.0	0.0
0°-90°	6303.4	95.5
0°-180°	6598.9	100.0

**Coefficient of Utilization**

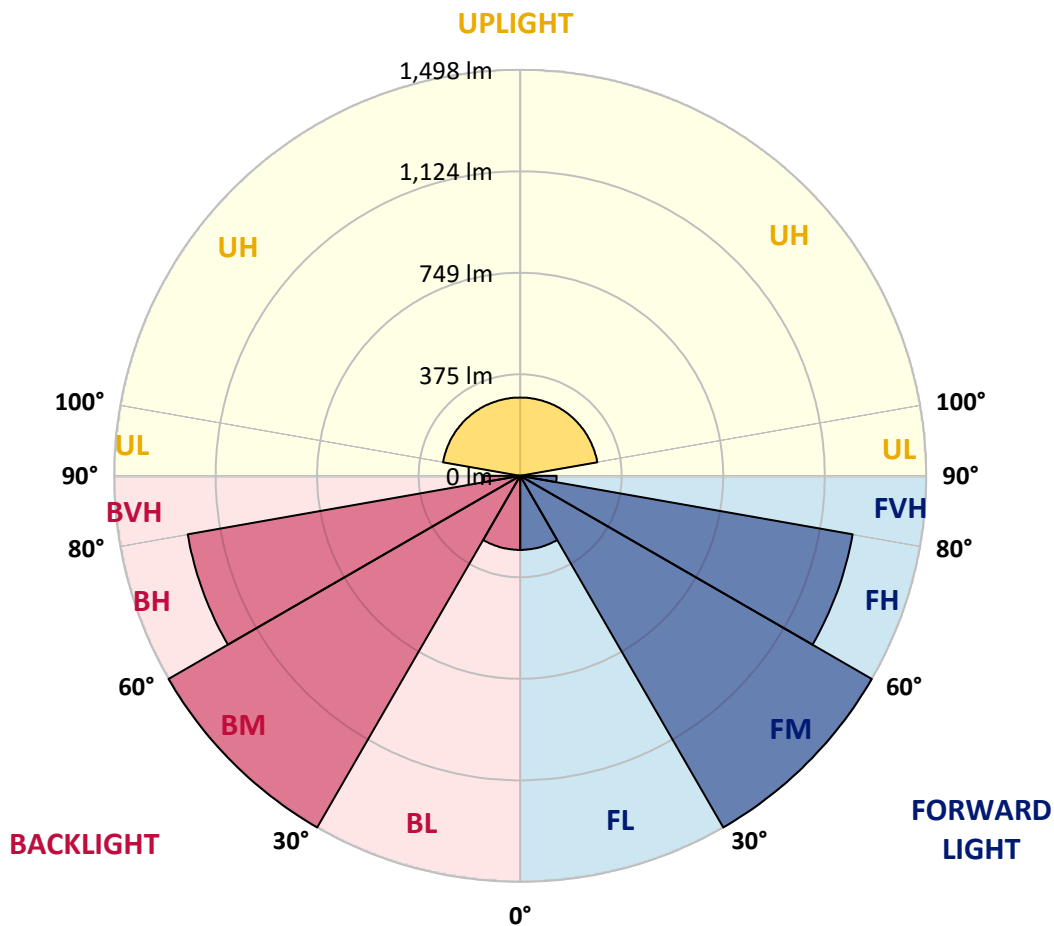


REPORT NUMBER: P834058  
 CATALOG NUMBER: TTN-D3-830-U-WQ-UPL1

**LUMINAIRE CLASSIFICATION SYSTEM LUMEN TABLE AND BUG RATING:**

Zone	Lumens	% Fixture	Zone Rating/Lumen Limit		
			B	U	G
FL (0°-30°)	273.4	4.1			
FM (30°-60°)	1498.2	22.7			
FH (60°-80°)	1245.7	18.9			G1/1800
FVH (80°-90°)	134.5	2.0			G2/225
BL (0°-30°)	273.4	4.1	B1/500		
BM (30°-60°)	1498.2	22.7	B2/2500		
BH (60°-80°)	1245.7	18.9	B3/2500		G1/1800
BVH (80°-90°)	134.5	2.0			G2/225
UL (90°-100°)	6.6	0.1		U1/10	
UH (100°-180°)	288.9	4.4		U3/500	

**BUG Rating: B3-U3-G2**  
 Type V Short





REPORT NUMBER: P834058

CATALOG NUMBER: TTN-D3-830-U-WQ-UPL1

**CANDELA DISTRIBUTION (FULL):**

	0°	5°	15°	25°	35°	45°	55°	65°	75°	85°	90°
0°	534.3	534.3	534.3	534.3	534.3	534.3	534.3	534.3	534.3	534.3	534.3
2.5°	529.1	529.1	529.1	529.1	529.1	529.1	529.1	529.1	529.1	529.1	529.1
5°	529.1	529.1	529.1	529.1	529.1	529.1	529.1	529.1	529.1	529.1	529.1
7.5°	518.7	518.7	523.9	523.9	523.9	523.9	523.9	523.9	523.9	523.9	523.9
10°	518.7	518.7	523.9	523.9	529.1	529.1	529.1	523.9	523.9	518.7	518.7
12.5°	529.1	529.1	529.1	534.3	539.5	539.5	539.5	534.3	534.3	529.1	529.1
15°	544.6	549.8	549.8	555.0	560.2	560.2	560.2	555.0	555.0	549.8	549.8
17.5°	575.8	575.8	575.8	580.9	586.1	591.3	591.3	580.9	580.9	575.8	580.9
20°	606.9	612.1	612.1	617.3	622.4	627.6	622.4	617.3	612.1	612.1	612.1
22.5°	653.6	653.6	658.8	658.8	669.1	669.1	669.1	658.8	658.8	658.8	658.8
25°	705.4	705.4	710.6	715.8	726.2	726.2	721.0	710.6	710.6	710.6	715.8
27.5°	767.7	767.7	772.9	772.9	783.2	783.2	778.1	772.9	772.9	772.9	778.1
30°	824.7	824.7	835.1	840.3	845.5	845.5	845.5	835.1	835.1	829.9	829.9
32.5°	876.6	881.8	887.0	902.5	912.9	907.7	912.9	902.5	892.2	887.0	887.0
35°	933.7	938.9	949.2	964.8	980.4	980.4	980.4	964.8	954.4	944.0	949.2
37.5°	1001.1	1001.1	1016.7	1032.2	1053.0	1058.2	1053.0	1037.4	1021.8	1011.5	1011.5
40°	1073.7	1073.7	1089.3	1104.8	1130.8	1136.0	1130.8	1110.0	1089.3	1084.1	1084.1
42.5°	1146.3	1146.3	1167.1	1182.6	1213.8	1224.1	1213.8	1187.8	1167.1	1151.5	1156.7
45°	1224.1	1229.3	1255.3	1286.4	1322.7	1338.3	1322.7	1291.6	1260.5	1229.3	1229.3
47.5°	1312.3	1312.3	1343.4	1379.8	1421.2	1436.8	1416.1	1384.9	1343.4	1317.5	1317.5
50°	1369.4	1374.6	1416.1	1462.7	1514.6	1525.0	1509.4	1462.7	1416.1	1379.8	1374.6
52.5°	1426.4	1431.6	1478.3	1545.7	1597.6	1613.2	1592.4	1545.7	1478.3	1431.6	1431.6
55°	1462.7	1473.1	1525.0	1597.6	1654.7	1680.6	1649.5	1597.6	1519.8	1467.9	1462.7
57.5°	1467.9	1478.3	1530.2	1618.4	1675.4	1706.5	1680.6	1613.2	1530.2	1473.1	1467.9
60°	1457.6	1462.7	1514.6	1608.0	1675.4	1696.2	1675.4	1602.8	1509.4	1462.7	1452.4
62.5°	1431.6	1442.0	1493.9	1571.7	1649.5	1665.0	1644.3	1566.5	1488.7	1431.6	1421.2
65°	1348.6	1359.0	1436.8	1514.6	1582.0	1597.6	1582.0	1514.6	1431.6	1348.6	1338.3
67.5°	1255.3	1260.5	1338.3	1431.6	1493.9	1519.8	1493.9	1436.8	1333.1	1255.3	1244.9
70°	1156.7	1161.9	1224.1	1322.7	1384.9	1416.1	1390.1	1327.9	1219.0	1151.5	1146.3
72.5°	1042.6	1042.6	1104.8	1182.6	1244.9	1276.0	1255.3	1177.5	1094.5	1027.0	1016.7
75°	887.0	892.2	959.6	1016.7	1084.1	1104.8	1084.1	1021.8	944.0	876.6	866.2
77.5°	726.2	731.4	788.4	835.1	897.4	912.9	897.4	845.5	772.9	715.8	710.6
80°	549.8	555.0	601.7	643.2	695.1	715.8	700.3	648.4	591.3	539.5	523.9
82.5°	357.9	363.1	409.8	440.9	487.6	503.1	492.8	446.1	399.4	347.5	342.3
85°	160.8	166.0	207.5	233.4	269.7	285.3	274.9	233.4	197.1	150.4	140.1
87.5°	15.6	15.6	15.6	15.6	15.6	20.7	20.7	15.6	15.6	15.6	15.6
90°	2.5	2.5	3.0	3.0	3.0	3.0	3.0	3.0	3.0	2.5	2.5
92.5°	2.5	2.5	2.5	3.5	4.0	3.5	4.0	3.0	3.0	2.5	2.5
95°	3.0	3.0	3.5	4.5	5.6	6.1	6.1	3.5	3.5	3.0	3.0
97.5°	4.0	4.5	4.5	5.6	9.1	16.7	10.1	5.1	5.1	4.5	4.0
100°	6.6	7.1	7.1	12.6	26.8	35.9	25.8	13.1	9.6	7.1	7.1
102.5°	21.2	22.2	27.3	40.9	60.7	55.1	46.5	44.0	30.3	24.3	23.3
105°	54.1	53.6	57.6	68.2	84.9	83.4	76.8	69.8	60.2	55.6	55.6
107.5°	71.3	71.3	74.8	83.9	96.6	112.7	114.2	90.5	79.4	74.3	73.8
110°	80.4	80.4	83.4	91.0	107.7	130.4	129.4	111.7	98.1	91.5	90.5



REPORT NUMBER: P834058  
 CATALOG NUMBER: TTN-D3-830-U-WQ-UPL1

**CANDELA DISTRIBUTION (continued):**

	0°	5°	15°	25°	35°	45°	55°	65°	75°	85°	90°
112.5°	82.4	82.9	86.9	98.6	116.8	126.9	122.3	115.3	109.2	104.1	103.1
115°	85.4	85.4	90.0	101.1	111.2	115.3	110.2	104.6	100.6	98.6	99.6
117.5°	84.4	85.9	86.9	93.0	99.6	102.6	100.1	92.5	89.5	88.5	86.9
120°	78.4	78.4	79.4	82.4	85.9	87.5	86.4	81.4	78.9	78.4	77.3
122.5°	69.8	70.3	69.8	71.3	73.8	75.3	74.3	70.3	69.3	69.3	68.2
125°	61.2	61.2	60.7	61.7	63.2	62.7	63.2	61.2	60.7	60.7	60.2
127.5°	55.1	54.6	53.6	54.1	54.6	54.6	55.1	53.1	53.6	54.1	53.6
130°	49.0	49.0	48.0	48.0	48.0	47.0	48.0	47.0	47.5	48.0	48.5
132.5°	43.5	43.5	42.0	41.5	41.5	41.5	42.0	41.5	42.5	43.5	43.5
135°	38.9	38.9	37.4	37.9	37.9	37.4	37.9	37.4	38.4	38.9	38.9
137.5°	35.4	35.4	34.4	34.4	34.4	33.9	34.4	34.4	34.9	35.9	36.4
140°	32.4	32.4	31.8	31.8	31.3	31.8	31.8	31.8	32.4	32.9	32.9
142.5°	30.8	30.3	29.8	29.3	29.8	29.8	29.8	29.3	29.8	30.8	30.8
145°	28.3	28.3	27.8	27.8	27.8	28.3	27.8	27.8	28.3	28.3	28.8
147.5°	26.8	26.8	26.3	26.8	26.8	26.8	26.8	26.3	26.8	26.8	27.3
150°	26.3	25.8	25.3	25.8	25.8	25.3	25.3	25.3	25.3	25.8	25.8
152.5°	24.8	24.8	24.3	24.8	24.3	24.3	24.3	24.3	24.3	24.8	25.3
155°	23.8	23.8	23.3	23.8	23.8	23.8	23.8	23.8	23.8	23.8	23.8
157.5°	22.7	23.3	22.7	22.7	22.7	22.7	22.7	22.7	22.7	23.3	23.3
160°	22.2	22.2	22.2	22.2	21.7	21.7	21.7	22.2	22.2	22.2	22.7
162.5°	21.7	21.7	21.7	21.7	21.2	21.2	21.2	21.2	21.7	21.7	22.2
165°	21.7	21.2	21.2	21.2	20.7	20.7	20.7	20.7	21.2	21.7	21.2
167.5°	20.7	20.7	20.7	20.7	20.7	20.2	20.2	20.7	20.7	20.7	21.2
170°	20.7	20.7	20.2	20.2	20.2	20.2	20.2	20.2	20.2	20.2	20.7
172.5°	20.7	20.7	20.7	20.7	20.2	20.2	20.2	20.2	20.2	20.7	20.7
175°	20.7	20.7	20.7	20.7	20.2	20.2	20.2	20.7	20.7	20.7	20.2
177.5°	20.7	20.7	20.7	20.7	20.2	20.7	20.7	20.7	20.7	20.7	20.7
180°	20.7	20.7	20.7	20.7	20.7	20.7	20.7	20.7	20.7	20.7	20.7



Cooper Lighting Solutions Photometric Lab  
1121 Highway 74 South  
Peachtree City, GA 30269



LM-79-2019: Approved Method: Electrical and Photometric Measurements of Solid-State Lighting Products

Report Prepared for

Cooper Lighting Solutions

MCGRAW EDISON

Report Number: SP1-2411-284-4

Test Date: 11/22/2024

Luminaire Tested: TTN-D0-830-U-WQ

Data in this report applies to TT and TTN families of products

**Test Information**

Test Method: LM-79-2019  
 Report Number: SP1-2411-284-4  
 Test Lab: COOPER LIGHTING SOLUTIONS  
 Photometer: SP1 - 76IN SPHERE  
 Measurement Geometry: 4π  
 Issue Date: 11/22/2024  
 Manufacturer: COOPER LIGHTING SOLUTIONS  
 Product Line: MCGRAW EDISON  
 Catalog Number: **TTN-D0-830-U-WQ**  
 Description: TOPTIER NANO LED PARKING GARAGE LUMINAIRE. 3000K, 80 CRI LEDS AND WIDE DISTRIBUTION

**Spectral Parameters**

CCT (K): 2963  
 CIE u': 0.2515  
 CIE v': 0.5238  
 Duv: 0.0012  
 CIE x: 0.4414  
 CIE y: 0.4086  
 CIE z: 0.1501  
 Peak Wavelength (nm): 603  
 Dominant Wavelength (nm): 582  
 Purity: 55.12798  
 R<sub>f</sub>: 86.1  
 R<sub>g</sub>: 94.9

CRI (Ra):	82.9		
R1:	81.4	R9:	3.9
R2:	91.9	R10:	82.5
R3:	95.2	R11:	82.3
R4:	81.6	R12:	76.5
R5:	82.3	R13:	83.9
R6:	91.4	R14:	97.8
R7:	82.0	R15:	72.6
R8:	57.2		



**Test Conditions**

Stabilization Time: 37M  
 Operation Time: 1H 37M  
 Sphere Temperature (°C): 25.0

REPORT NUMBER: SP1-2411-284-4

Measurement and Test Equipment			
Instrument	Identification Number	Calibration Date	Calibration Due Date
Photometer	IN0058	6/18/2024	12/18/2024
Power Meter	INXT2011004	2/8/2024	2/8/2025
AC Power Source	IN0063	10/22/2024	10/22/2025
DC Power Source	IN0208	10/22/2024	10/22/2025
Sphere Thermometer	IN0085	10/22/2024	10/22/2025
Room Thermometer	IN0046	10/22/2024	10/22/2025

REPORT NUMBER: SP1-2411-284-4

CIE 1931 Chromaticity Diagram



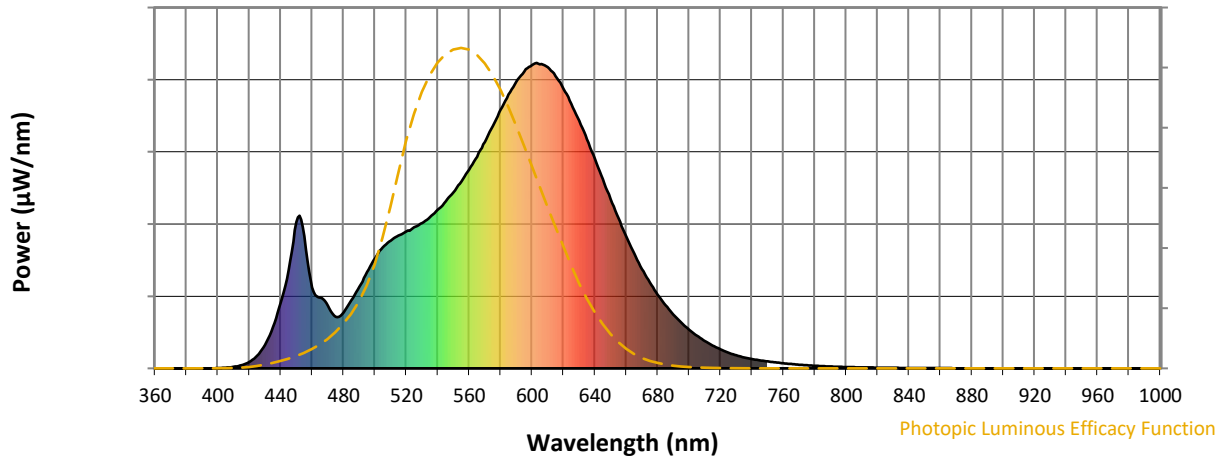
CIE 1931 Chromaticity Diagram with 2017 ANSI 7-Step and 4-Step Quadrangles



Point lies inside the ANSI 3000K 4-step quadrangle

REPORT NUMBER: SP1-2411-284-4

**Photopic Flux vs. Wavelength**



**Photopic Lumens: NR**

$\lambda$ (nm)	Power W <sup>^</sup> /nm	Lumens ( $\phi$ /nm)	$\lambda$ (nm)	Power W <sup>^</sup> /nm	Lumens ( $\phi$ /nm)	$\lambda$ (nm)	Power W <sup>^</sup> /nm	Lumens ( $\phi$ /nm)	$\lambda$ (nm)	Power W <sup>^</sup> /nm	Lumens ( $\phi$ /nm)	$\lambda$ (nm)	Power W <sup>^</sup> /nm	Lumens ( $\phi$ /nm)
360	0	NR	490	267	NR	620	915	NR	750	23	NR	880	0	NR
365	0	NR	495	315	NR	625	866	NR	755	20	NR	885	0	NR
370	0	NR	500	360	NR	630	811	NR	760	17	NR	890	0	NR
375	0	NR	505	396	NR	635	750	NR	765	14	NR	895	0	NR
380	0	NR	510	418	NR	640	686	NR	770	12	NR	900	0	NR
385	0	NR	515	435	NR	645	619	NR	775	10	NR	905	0	NR
390	0	NR	520	448	NR	650	554	NR	780	9	NR	910	0	NR
395	0	NR	525	462	NR	655	491	NR	785	7	NR	915	0	NR
400	1	NR	530	476	NR	660	431	NR	790	6	NR	920	0	NR
405	2	NR	535	495	NR	665	376	NR	795	5	NR	925	0	NR
410	5	NR	540	520	NR	670	325	NR	800	4	NR	930	0	NR
415	10	NR	545	547	NR	675	280	NR	805	4	NR	935	0	NR
420	21	NR	550	576	NR	680	241	NR	810	3	NR	940	0	NR
425	42	NR	555	612	NR	685	207	NR	815	3	NR	945	0	NR
430	77	NR	560	651	NR	690	176	NR	820	2	NR	950	0	NR
435	135	NR	565	693	NR	695	149	NR	825	2	NR	955	0	NR
440	215	NR	570	741	NR	700	127	NR	830	2	NR	960	0	NR
445	321	NR	575	793	NR	705	107	NR	835	2	NR	965	0	NR
450	479	NR	580	847	NR	710	89	NR	840	1	NR	970	0	NR
455	432	NR	585	897	NR	715	75	NR	845	1	NR	975	0	NR
460	265	NR	590	940	NR	720	62	NR	850	1	NR	980	0	NR
465	231	NR	595	971	NR	725	51	NR	855	1	NR	985	0	NR
470	204	NR	600	993	NR	730	43	NR	860	1	NR	990	0	NR
475	168	NR	605	996	NR	735	36	NR	865	1	NR	995	0	NR
480	183	NR	610	986	NR	740	31	NR	870	1	NR	1000	0	NR
485	223	NR	615	957	NR	745	26	NR	875	0	NR			

REPORT NUMBER: SP1-2411-284-4

**Scotopic Flux vs. Wavelength**



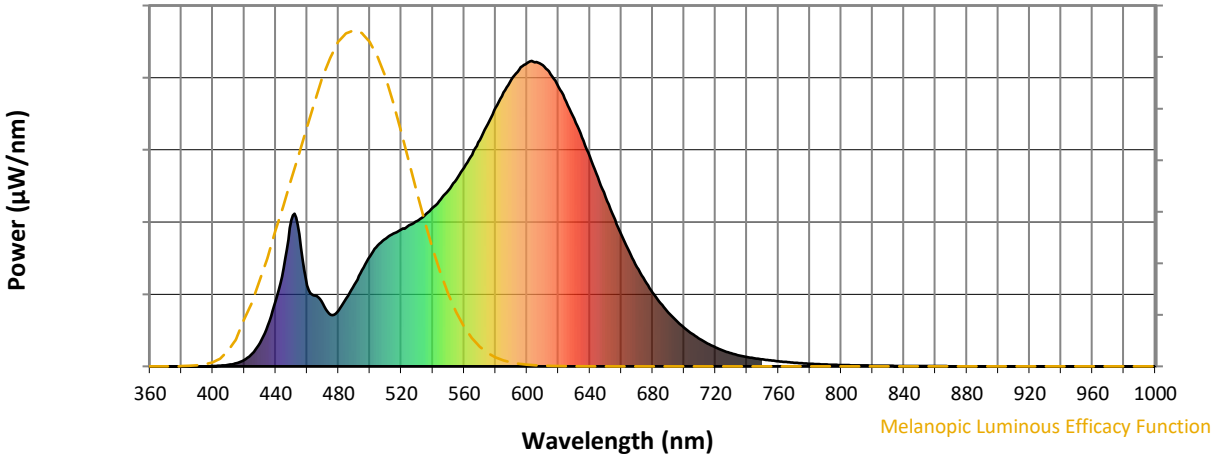
**Scotopic Lumens: NR**

**S/P: 1.34**

λ (nm)	Power W <sup>^</sup> /nm	Lumens (φ/nm)	λ (nm)	Power W <sup>^</sup> /nm	Lumens (φ/nm)	λ (nm)	Power W <sup>^</sup> /nm	Lumens (φ/nm)	λ (nm)	Power W <sup>^</sup> /nm	Lumens (φ/nm)	λ (nm)	Power W <sup>^</sup> /nm	Lumens (φ/nm)
360	0	NR	490	267	NR	620	915	NR	750	23	NR	880	0	NR
365	0	NR	495	315	NR	625	866	NR	755	20	NR	885	0	NR
370	0	NR	500	360	NR	630	811	NR	760	17	NR	890	0	NR
375	0	NR	505	396	NR	635	750	NR	765	14	NR	895	0	NR
380	0	NR	510	418	NR	640	686	NR	770	12	NR	900	0	NR
385	0	NR	515	435	NR	645	619	NR	775	10	NR	905	0	NR
390	0	NR	520	448	NR	650	554	NR	780	9	NR	910	0	NR
395	0	NR	525	462	NR	655	491	NR	785	7	NR	915	0	NR
400	1	NR	530	476	NR	660	431	NR	790	6	NR	920	0	NR
405	2	NR	535	495	NR	665	376	NR	795	5	NR	925	0	NR
410	5	NR	540	520	NR	670	325	NR	800	4	NR	930	0	NR
415	10	NR	545	547	NR	675	280	NR	805	4	NR	935	0	NR
420	21	NR	550	576	NR	680	241	NR	810	3	NR	940	0	NR
425	42	NR	555	612	NR	685	207	NR	815	3	NR	945	0	NR
430	77	NR	560	651	NR	690	176	NR	820	2	NR	950	0	NR
435	135	NR	565	693	NR	695	149	NR	825	2	NR	955	0	NR
440	215	NR	570	741	NR	700	127	NR	830	2	NR	960	0	NR
445	321	NR	575	793	NR	705	107	NR	835	2	NR	965	0	NR
450	479	NR	580	847	NR	710	89	NR	840	1	NR	970	0	NR
455	432	NR	585	897	NR	715	75	NR	845	1	NR	975	0	NR
460	265	NR	590	940	NR	720	62	NR	850	1	NR	980	0	NR
465	231	NR	595	971	NR	725	51	NR	855	1	NR	985	0	NR
470	204	NR	600	993	NR	730	43	NR	860	1	NR	990	0	NR
475	168	NR	605	996	NR	735	36	NR	865	1	NR	995	0	NR
480	183	NR	610	986	NR	740	31	NR	870	1	NR	1000	0	NR
485	223	NR	615	957	NR	745	26	NR	875	0	NR			

REPORT NUMBER: SP1-2411-284-4

Melanopic Flux vs. Wavelength

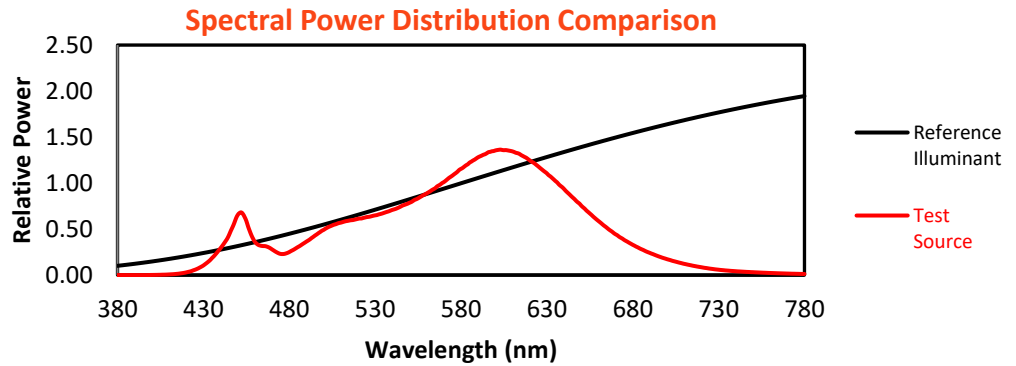


Melanopic Lumens: NR M/P: 2.58

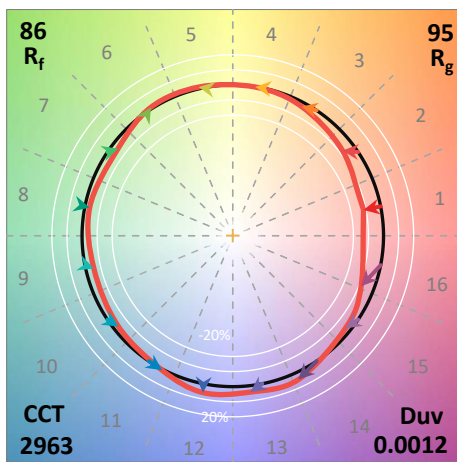
λ (nm)	Power W <sup>^</sup> /nm	Lumens (φ/nm)	λ (nm)	Power W <sup>^</sup> /nm	Lumens (φ/nm)	λ (nm)	Power W <sup>^</sup> /nm	Lumens (φ/nm)	λ (nm)	Power W <sup>^</sup> /nm	Lumens (φ/nm)	λ (nm)	Power W <sup>^</sup> /nm	Lumens (φ/nm)
360	0	NR	490	267	NR	620	915	NR	750	23	NR	880	0	NR
365	0	NR	495	315	NR	625	866	NR	755	20	NR	885	0	NR
370	0	NR	500	360	NR	630	811	NR	760	17	NR	890	0	NR
375	0	NR	505	396	NR	635	750	NR	765	14	NR	895	0	NR
380	0	NR	510	418	NR	640	686	NR	770	12	NR	900	0	NR
385	0	NR	515	435	NR	645	619	NR	775	10	NR	905	0	NR
390	0	NR	520	448	NR	650	554	NR	780	9	NR	910	0	NR
395	0	NR	525	462	NR	655	491	NR	785	7	NR	915	0	NR
400	1	NR	530	476	NR	660	431	NR	790	6	NR	920	0	NR
405	2	NR	535	495	NR	665	376	NR	795	5	NR	925	0	NR
410	5	NR	540	520	NR	670	325	NR	800	4	NR	930	0	NR
415	10	NR	545	547	NR	675	280	NR	805	4	NR	935	0	NR
420	21	NR	550	576	NR	680	241	NR	810	3	NR	940	0	NR
425	42	NR	555	612	NR	685	207	NR	815	3	NR	945	0	NR
430	77	NR	560	651	NR	690	176	NR	820	2	NR	950	0	NR
435	135	NR	565	693	NR	695	149	NR	825	2	NR	955	0	NR
440	215	NR	570	741	NR	700	127	NR	830	2	NR	960	0	NR
445	321	NR	575	793	NR	705	107	NR	835	2	NR	965	0	NR
450	479	NR	580	847	NR	710	89	NR	840	1	NR	970	0	NR
455	432	NR	585	897	NR	715	75	NR	845	1	NR	975	0	NR
460	265	NR	590	940	NR	720	62	NR	850	1	NR	980	0	NR
465	231	NR	595	971	NR	725	51	NR	855	1	NR	985	0	NR
470	204	NR	600	993	NR	730	43	NR	860	1	NR	990	0	NR
475	168	NR	605	996	NR	735	36	NR	865	1	NR	995	0	NR
480	183	NR	610	986	NR	740	31	NR	870	1	NR	1000	0	NR
485	223	NR	615	957	NR	745	26	NR	875	0	NR			

**Summary**

$R_f = 86.1$   
 $R_g = 94.9$   
 CIE  $R_a = 82.9$   
 $R_9 = 3.9$



**Color Vector Graphics**



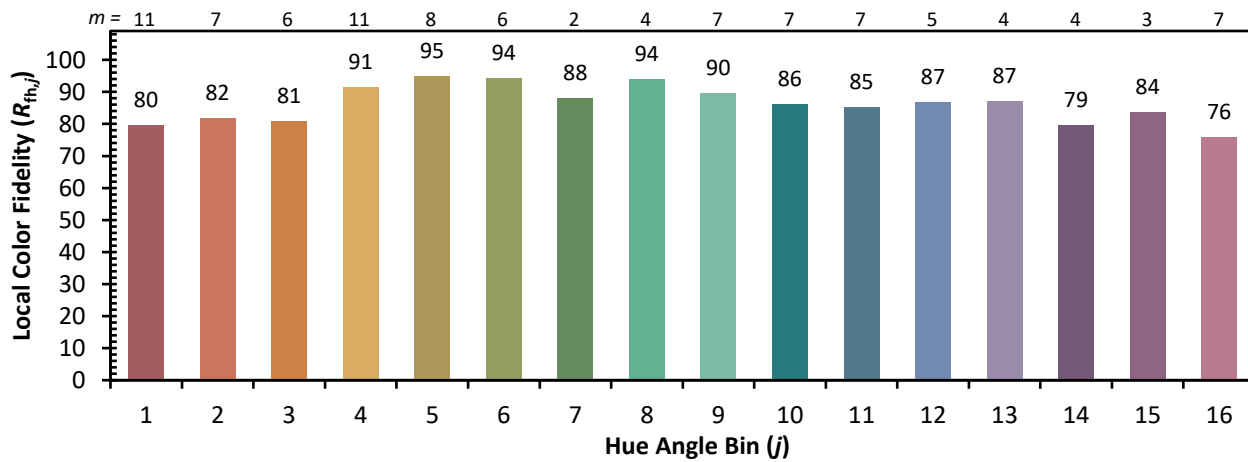


Individual Sample Fidelity Index ( $R_{f,i}$ )

CES01 = 86	CES26 = 87	CES51 = 95	CES76 = 85
CES02 = 63	CES27 = 95	CES52 = 95	CES77 = 85
CES03 = 31	CES28 = 96	CES53 = 91	CES78 = 83
CES04 = 70	CES29 = 90	CES54 = 92	CES79 = 89
CES05 = 50	CES30 = 96	CES55 = 91	CES80 = 89
CES06 = 51	CES31 = 92	CES56 = 88	CES81 = 70
CES07 = 42	CES32 = 86	CES57 = 87	CES82 = 96
CES08 = 41	CES33 = 94	CES58 = 88	CES83 = 94
CES09 = 29	CES34 = 94	CES59 = 92	CES84 = 92
CES10 = 76	CES35 = 97	CES60 = 93	CES85 = 76
CES11 = 59	CES36 = 88	CES61 = 90	CES86 = 66
CES12 = 65	CES37 = 98	CES62 = 92	CES87 = 85
CES13 = 44	CES38 = 95	CES63 = 90	CES88 = 87
CES14 = 74	CES39 = 98	CES64 = 85	CES89 = 75
CES15 = 72	CES40 = 96	CES65 = 81	CES90 = 89
CES16 = 48	CES41 = 97	CES66 = 84	CES91 = 80
CES17 = 50	CES42 = 98	CES67 = 83	CES92 = 64
CES18 = 57	CES43 = 92	CES68 = 85	CES93 = 79
CES19 = 72	CES44 = 99	CES69 = 89	CES94 = 61
CES20 = 67	CES45 = 94	CES70 = 83	CES95 = 75
CES21 = 87	CES46 = 91	CES71 = 81	CES96 = 84
CES22 = 79	CES47 = 92	CES72 = 93	CES97 = 89
CES23 = 92	CES48 = 84	CES73 = 78	CES98 = 85
CES24 = 91	CES49 = 92	CES74 = 91	CES99 = 76
CES25 = 72	CES50 = 95	CES75 = 84	



Color Rendition by Hue-Angle Bin



Measure Comparisons



(END OF REPORT)